

Switch to Another Plan

Select a Plan

Select One

GO

Plan	Plan Balance	As of Date
Alaska Clean Seas Salary Deferral Plan (803393) DC	\$20,000,000,000	06/23/2021

Plan Health View: Avg Income Replacement

Income Replacement Ratio Report as of 01/31/20XX

[Behind the Numbers](#)

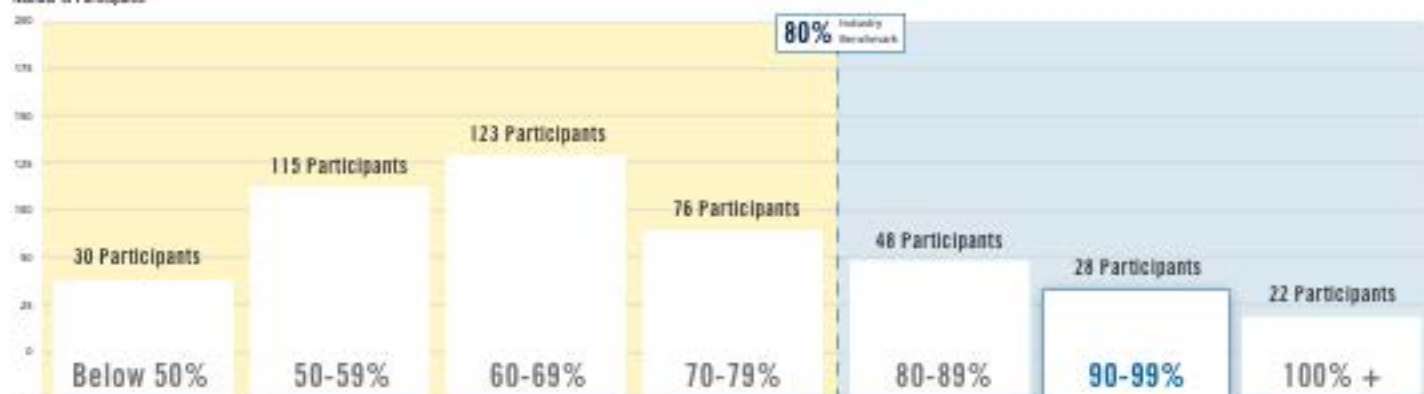
Average Income Replacement **65%**

On Track to Replace 80% of Retirement Income **45%**

Time Period (Monthly)

With External Assets

Number of Participants



90-99% Income Replacement Ratio

[View Full Table](#)

	Salary Band (\$)					
	<50,000	50,000 - 74,999	75,000 - 99,999	100,000 - 149,999	150,000 - 199,999	\$200,000 plus
Participant Count	30	31	32	33	34	35
90-99% Participant Total: 195 Population % Total: 30%			80%	82%	45%	50%
Participant's within 10 years of Retirement	2%	5%	80%	82%	45%	50%
Avg Income Replacement %	90%	91%	92%	95%	93%	91%

PPP's within 10 years of Retirement Key:

70-100% 50-69% 20-40% 0-20%

Lorem ipsum dolor sit amet, consectetur adipiscing elit, sed do eiusmod tempor incididunt ut labore et dolore magna aliqua. Ut enim ad minim veniam, quis nostrud exercitation ullamco laboris nisi ut aliquip ex ea

The following links open a new window:

[Terms & Conditions](#) | [Privacy Center](#) | [Online Privacy Statement](#) | [Transaction Execution Disclaimer](#) | [Accessibility Help](#)

This information should not be considered an offer or solicitation of securities or insurance products or services. No offer is intended nor should this material be construed as an offer of any product.

Retirement products and services are provided by Prudential Retirement Insurance and Annuity Company, Hartford, CT, or its affiliates, (CA, COA #06003). PRIAC is a Prudential Financial company.

Securities products and services are offered through Prudential Investment Management Services LLC (PIMS), Newark, NJ, a Prudential Financial company.

©2021 Prudential Financial, Inc. and its related entities. Prudential, the Prudential logo, the Rock symbol and Bring Your Challenges are service marks of Prudential Financial, Inc., and its related entities, registered in many jurisdictions worldwide.

For plan sponsor or advisor use only; not intended for the public.

Switch to Another Plan

Select a Plan



Select One



GO

Plan

Plan Balance

As of Date

Alaska Clean Seas Salary Deferral Plan (803393) DC

\$20,000,000.000

06/23/2021

Plan Health

View:

Avg Income Replacement ▾

Behind the Numbers



On Track to Replace 80% of pre-retirement income

The percentage of individuals with an average income replacement percentage 80% or greater.

Participant Count

Calculated by summing the income replacement percentages of all active, eligible & suspended participants divided by the total count of all those active, eligible & suspended participants. Individuals not enrolled in the plan are excluded from the calculation.

Note: Prudential is able to calculate income replacement for active, eligible, & suspended participants if: A.) Participant previously

Participants within 10 year of retirement

Lorem ipsum dolor sit amet, consectetur adipiscing elit, sed do eiusmod tempor incididunt ut labore et dolore magna aliqua. Ut enim

Participant

Individual who has enrolled in the plan and has a non-zero account balance.

Participation Rate

The ratio of contributing participants divided by the number of individuals eligible to participate.

Please Note: Not all terms displayed may be applicable to your plan(s).

		<40,000	40,000 - 49,999	50,000 - 59,999	60,000 - 69,999	70,000 - 79,999	80,000 plus
Participant Count		20	21	22	23	24	25
Participant Total: 195 Population % Total: 80%	Participant's within 10 years of Retirement	2%	5%	80%	82%	45%	50%
	Avg Income Replacement %	60%	81%	82%	85%	83%	81%

PPT's within 10 years of Retirement Key:

70-100% 50-69% 20-49% 0-20%

Lorem ipsum dolor sit amet, consectetur adipiscing elit, sed do eiusmod tempor incididunt ut labore et dolore magna aliqua. Ut enim ad minim veniam, quis nostrud exercitation ullamco laboris nisi ut aliquip ex ea

The following links open a new window:

[Terms & Conditions](#) | [Privacy Center](#) | [Online Privacy Statement](#) | [Transaction Execution Disclaimer](#) | [Accessibility Help](#)

This information should not be considered an offer or solicitation of securities or insurance products or services. No offer is intended, nor should this material be construed as an offer of any product.

Retirement products and services are provided by Prudential Retirement Insurance and Annuity Company, Hartford, CT, or its affiliate, (CA, OIA #06008). PRAC is a Prudential Financial company.

Securities products and services are offered through Prudential Investment Management Services LLC (PIMS), Newark, NJ, a Prudential Financial company.

©2021 Prudential Financial, Inc. and its related entities. Prudential, the Prudential logo, the Rock symbol and Bring Your Challenges are service marks of Prudential Financial, Inc., and its related entities, registered in many jurisdictions worldwide.

For plan sponsor or advisor use only; not intended for the public.

[Switch to Another Plan](#)

Plan	Plan Balance	As of Date
Alaska Clean Seas Salary Deferral Plan (803393) DC	\$20,000,000,000	06/23/2021

Plan Health View:
Income Replacement Ratio Report as of 04/30/21

[Behind the Numbers](#)

 Average Income Replacement **65%**

 On Track to Replace 80% of Retirement Income **55%**

Income Replacement %		Salary Band (\$)					
		<50,000	50,000 – 74,999	75,000-99,999	100,000-149,999	150,000-199,999	\$200,000 plus
	Participant Count	10	11	12	13	14	15
<50% Participant Total: 75 Population % Total: 10%	Participant's within 10 years of Retirement	0%	0%	0%	10%	15%	2%
	Avg Income Replacement %	26%	29%	34%	37%	33%	30%
	Participant Count	15	16	17	18	19	20
50-59% Participant Total: 105 Population % Total: 15%	Participant's within 10 years of Retirement	5%	8%	10%	25%	5%	2%
	Avg Income Replacement %	50%	51%	53%	55%	58%	59%
	Participant Count	20	21	22	23	24	25
60-69% Participant Total: 135 Population % Total: 20%	Participant's within 10 years of Retirement	1%	10%	15%	37%	50%	20%
	Avg Income Replacement %	60%	62%	62%	64%	65%	67%
	Participant Count	25	26	27	28	29	30
70-79% Participant Total: 165 Population % Total: 25%	Participant's within 10 years of Retirement	5%	7%	12%	40%	70%	85%
	Avg Income Replacement %	71%	74%	74%	77%	79%	78%
	Participant Count	30	31	32	33	34	35
80-89% Participant Total: 195 Population % Total: 30%	Participant's within 10 years of Retirement	2%	5%	80%	82%	45%	50%
	Avg Income Replacement %	80%	81%	80%	85%	83%	81%
	Participant Count	30	31	32	33	34	35
90-99% Participant Total: 75 Population % Total: 10%	Participant's within 10 years of Retirement	2%	5%	80%	82%	45%	50%
	Avg Income Replacement %	90%	91%	90%	95%	93%	91%
	Participant Count	30	31	32	33	34	35
100% < Participant Total: 195 Population % Total: 30%	Participant's within 10 years of Retirement	2%	5%	80%	82%	45%	50%
	Avg Income Replacement %	110%	105%	107%	108%	83%	81%

PPT's within 10 years of Retirement Key:
70-100%
50-69%
20-40%
0-20%

Lorem ipsum dolor sit amet, consectetur adipiscing elit, sed do eiusmod tempor incididunt ut labore et dolore magna aliqua. Ut enim ad minim veniam, quis nostrud exercitation ullamco laboris nisi ut aliquip ex ea

The following links open a new window:

[Terms & Conditions](#) | [Privacy Center](#) | [Online Privacy Statement](#) | [Transaction Execution Disclaimer](#) | [Accessibility Help](#)

This information should not be considered an offer or solicitation of securities or insurance products or services. No offer is intended nor should this material be construed as an offer of any product.

Retirement products and services are provided by Prudential Retirement Insurance and Annuity Company, Hartford, CT, or its affiliates, (CA, COA #08303). PRIAC is a Prudential Financial company.

Securities products and services are offered through Prudential Investment Management Services LLC (PIMS), Newark, NJ, a Prudential Financial company.

©2021 Prudential Financial, Inc. and its related entities. Prudential, the Prudential logo, the Rock symbol and Bring Your Challenges are service marks of Prudential Financial, Inc., and its related entities, registered in many jurisdictions worldwide.

For plan sponsor or adviser use only; not intended for the public.

Switch to Another Plan

Select a Plan

Select One

GO

Plan	Plan Balance	As of Date
Alaska Clean Seas Salary Deferral Plan (803393) DC	\$20,000,000,000	06/23/2021

Plan Health View: Avg Income Replacement

[Create Presentation](#) | [Saved Presentations](#) | [Behind the Numbers](#)

[Your Settings](#)

Plan Health 360



What Does Your Score Mean?

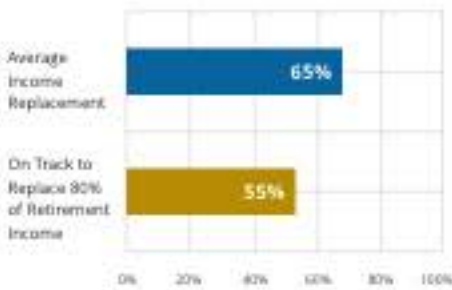
Your Rock Solid Score measures the overall health of your plan on a scale of 1 to 100, based on several key factors that lay the foundation for long-term financial security. [Find out more](#)

Key Insights

- ✓ 85% or more eligible employees are enrolled in the plan.
- ✓ The average employee savings rate is 9% or more.
- ⚠ The plan does not include an emergency savings feature.
- ⚠ The plan does not offer a debt management program.

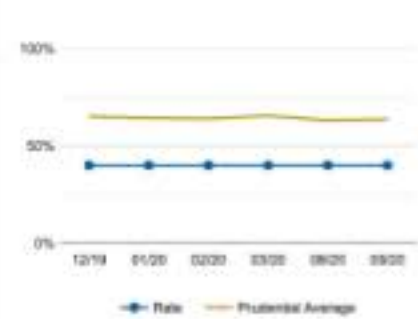
[Next Steps to Improve Your Plan's Health](#)

Income Replacement Ratio as of 04/30/21



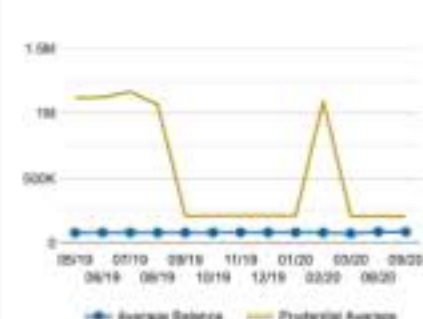
[Income Replacement Ratio Details](#)

Participation Rate as of 09/30/20




[Rate Details](#)

Avg. Participant Balance as of 09/30/20



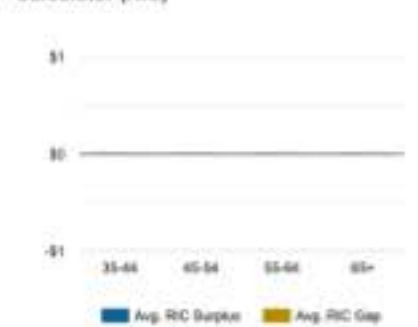
[Balance Details](#)

Avg. Income Replacement as of 04/30/21



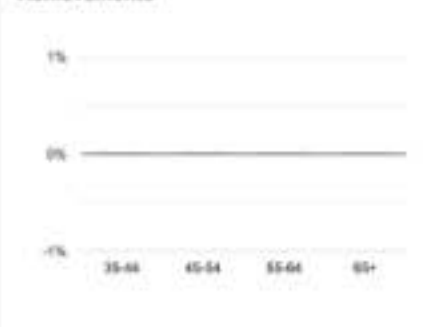
[Income Replacement Details](#)

Retirement Income Calculator (RIC) as of 04/30/21




[RIC Details](#)

Avg. Participant Achievements as of 04/30/21



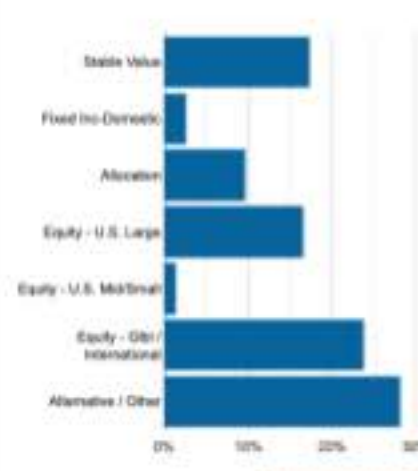
[Achievement Details](#)

Cash Flow as of 04/30/21



[Cash Flow Details](#)

Asset Allocation as of 07/31/19



[Allocation Details](#)

The following links open a new window:

[Terms & Conditions](#) | [Privacy Center](#) | [Online Privacy Statement](#) | [Transaction Execution Disclaimer](#) | [Accessibility Help](#)

This information should not be considered an offer or solicitation of securities or insurance products or services. No offer is intended nor should this material be construed as an offer of any product.

Retirement products and services are provided by Prudential Retirement Insurance and Annuity Company, Hartford, CT, or its affiliate, (CA, COA #08003). PRAC is a Prudential Financial company.

Securities products and services are offered through Prudential Investment Management Services LLC (PIMS), Newark, NJ, a Prudential Financial company.

©2021 Prudential Financial, Inc. and its related entities. Prudential, the Prudential logo, the Rock symbol and Bring Your Challenges are service marks of Prudential Financial, Inc., and its related entities, registered in many jurisdictions worldwide.

For plan sponsor or advisor use only; not intended for the public.

Switch to Another Plan

Select a Plan

Select One

GO

Plan	Plan Balance	As of Date
Alaska Clean Seas Salary Deferral Plan (803393) DC	\$20,000,000,000	06/23/2021

Plan Health

View:

Avg Income Replacement ▼

Income Replacement Ratio Report as of 01/31/20XX

[Behind the Numbers](#)

[← Back](#)

90-99% Income Replacement Ratio / Salary Band: 50,000 – 74,999

PPT Name	Social Security Number	Age	IRR %	Contribution Amount
Adrian Blandori	123 56 7890	59	93%	10%
Andrew Higgins	123 56 7890	53	94%	15%
PPT Name	123 56 7890	49	92%	10%
PPT Name	123 56 7890	43	93%	12%
PPT Name	123 56 7890	45	92%	10%
PPT Name	123 56 7890	61	95%	7%
PPT Name	123 56 7890	56	93%	7%
PPT Name	123 56 7890	62	93%	8%
PPT Name	123 56 7890	50	90%	11%
PPT Name	123 56 7890	46	91%	9%
PPT Name	123 56 7890	54	90%	12%
PPT Name	123 56 7890	60	97%	15%
PPT Name	123 56 7890	61	98%	18%
PPT Name	123 56 7890	55	94%	12%
PPT Name	123 56 7890	43	95%	9%
PPT Name	123 56 7890	44	97%	12%
PPT Name	123 56 7890	56	91%	9%
PPT Name	123 56 7890	45	94%	12%